

# Create with Blaffer:

## Six in One: Mixing up the Narrative

### Lesson Plan Objective:

In this lesson plan we explore how to tell stories that challenge the idea of a chronological narrative. We will create images and rearrange them to illustrate different options for the beginning, middle and end of a story. The project is inspired by **Gabriel Lester's** video, *The End*, in which only the "middle" of a story is portrayed.

*Six in One* invites you to ask the questions that challenge perception of what stories can be. How did you decide to change the order of the images? What unexpected meanings resulted?

### Approximate Time:

20 minutes

### Skill Level:

Easy

### Parental Supervision:

Scissors Utilized

### Materials:

- Scissors
- Paper
- Drawing utensil (pencil, pen, marker...)

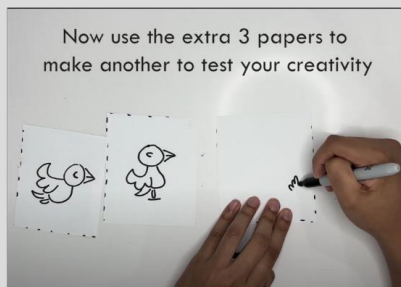
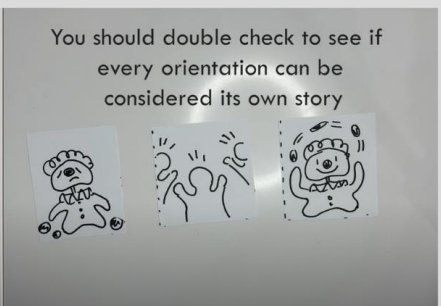
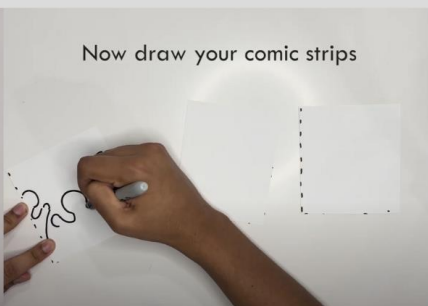
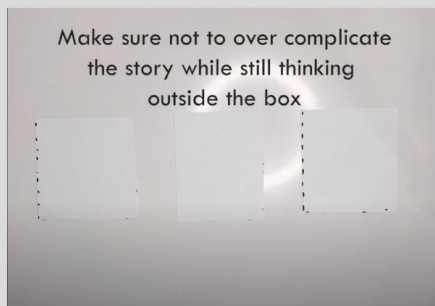


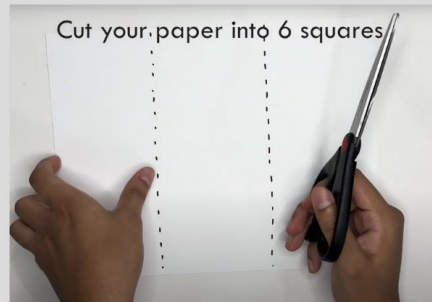
### OPTIONAL

- Color pencils

### Instructions & Extension:

1. Cut your paper into six squares. Put aside three of the squares for later use.
2. Think of a comic idea that can be told in three parts and still make sense regardless of panel order.
3. Draw one panel in each of the three squares. Try to switch the order of the panels. Do the panels still become a cohesive narrative? How does the meaning change when the panels are re-ordered?
4. Do the same thing with the last three squares for a challenge.

# Instructional Walkthrough: Six in One



# Project Reference




Image: Installation View, *The End*, at Blaffer Art Museum, University of Houston.



Image: Installation View, *The End*, at Blaffer Art Museum, University of Houston.